



TY'R-YR-CRAIG HOLIDAY COTTAGE

TREARDDUR BAY



For further details, visit renttreaddur.co.uk



Please do not remove this copy from the cottage

Contents

Introduction to Tyr-yr-craig	2
Directions	2
Outline information.....	3
Dogs	3
Phone, Internet &TV.....	3
Bedrooms	3
Keys	4
Household Appliances	4
Electricity.....	6
Gas	6
Bin Collection	6
Supermarkets	6
Hotels, Pubs, Restaurants and Takeaways.....	7
Other useful information, Taxis etc	9
Local Attractions.....	9
Other Activities.....	10
Cottage views – inside & out	12
Rental Charges (all subject to change).....	13
Additional charges.....	13
Access & departure times.....	13
Contact numbers – in an emergency.....	14
Central Heating Timing	15
Check list on arriving	16
Check list on departure	16
Sample rental record	17
Appendix	
	Hive User Manual
	Mint's Anglesey Guide

Visit <http://renttrearddur.co.uk/> for more info

Introduction to Ty'r-yr-craig

A great escape into North Wales. A well appointed cottage located just off the B4545 on the Holyhead to Trearddur Bay road opposite Holyhead Golf Club on the west coast of Anglesey.

It is approximately 1.5 hours drive from Liverpool, 2 hours from Manchester, 3 hours from Birmingham and has good train connections with most of the UK, being only a 4 hour train journey from central London.



Recently refurbished with modern facilities, it is well located for the beach, beautiful walks and those loving golf.

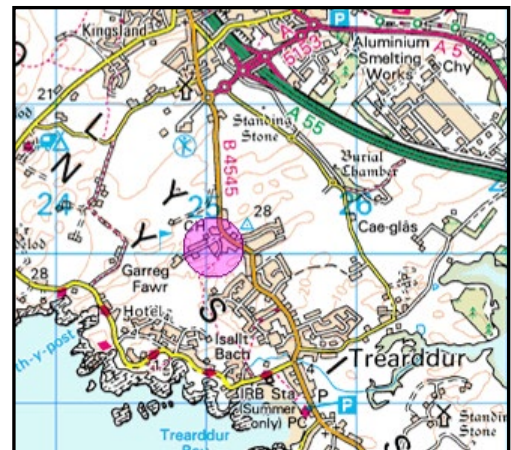
The cottage consists of three bedrooms, with one ensuite bathroom, kitchen, lounge, hall come dining area and shower room. Outside there is a garage, rear decking and front patio and lawned front garden. It is rented on a "sole occupancy" and it is self check-in via a key safe.

Directions

The cottage is located just off the B4545 on the Holyhead to Trearddur Bay road opposite Holyhead Golf Club.

After leaving the A55 at junction 2 (sign posted Penrhos) turn left at the roundabout onto the A5153 and follow the signs for Trearddur Bay. At the 2nd roundabout turn left and take the B4545. After about ¼ mile you will see Holyhead Golf Club on the right.

<http://maps.google.co.uk/maps?hl=en&q=ll65+2yl>



Entering the 30 mph zone and just after the crest of the hill turn right into Lon Garreg Fawr, the cottage is on the left, at the top of the hill, opposite the Golf Club car park. There is plenty of parking in the drive for cars.

Visit <http://renttrearddur.co.uk/> for more info

Outline information

The cottage consists of three bedrooms, with one ensuite bathroom, kitchen, lounge, hall come dining area and shower room. Outside there is a garage, rear secluded sun deck and lawned front garden. Please note that at sometimes of the year the front lawn can be very wet due to excessive rainfall.

The cottage has full central heating from a combi boiler, fridge/freezer, gas cooker, microwave, dishwasher, washing machine and tumble dryer (located in the garage), TV with Freeview and a DVD player.

The ensuite bathroom has a bath, electric pumped shower and toilet. The shower room, off the hall, has an electric pumped shower and toilet.

Smoking is NOT allowed in the cottage, on the Rear decking nor the garage

Dogs

Dogs are allowed but please keep to the kitchen area only. There is an additional charge of £ 40 per dog per week, maximum of 2. The garden whilst walled is not dog proof but there are ropes available on the front patio to tether your dog if required. They will love the rabbits! There is also a dog kennel at the rear of the cottage. Please clear up any dog mess around the garden before you leave.

Phone, Internet &TV

The house has a BT phone and an additional charge will be made if calls are excessive (eg to Mobiles or premium rate numbers). There is free internet access (SSID – **MILLSTBAY**) and the Wi-Fi access code is **TYRYRCRAIG184**.

The BT router is on the shelf by the TV in the lounge and there is a WiFi repeater in the dining area under the coat rack. The PC on the table is for owners use only.

Due to some extreme weather conditions from time to time around the area the internet can be unreliable. Mobile phone coverage is best at the front of the house or on the front patio.

The **TV** in the lounge has Freeview, various Apps for Tv programmes, DVD player and connections for game consoles. The power switch is located behind the nest of tables by the black sofa

Bedrooms

Front bedroom – Double bed and two single beds

Middle bedroom – Double bed

Back bedroom (with ensuite) – King size Double bed

There is **no** cot available for babies and therefore guests should bring their own travel cot.

Visit <http://renttrearddur.co.uk/> for more info

All beds are made up with fresh linen but we would ask that you take your own towels. Please ensure that they are stripped before you depart, **leaving the yellow undersheets** on the mattresses and the underslips on the pillows. Please place the used sheets in a neat pile in the hallway by the radiator.

Please ensure the house is left in an acceptable state and all the bins are emptied.

Please note, as per the booking conditions, there is a minimum charge of £ 95.00 if the house is left in an unacceptable state and needs additional cleaning. This will be deducted from your deposit payment.

Keys

The front door key (black Yale tag) and garage door key (green tag) on you arrival will be in a key safe on the garage wall. The main set will be inside the house on a blue lanyard.

The back door key (yellow tag) is on a hook to the left of the back door.

The key for the lounge patio door is in the airing cupboard (purple tag) along with spare back door and garage keys

Household Appliances

Mains Cold Water – The stopcock is under the Kitchen sink. The water will already “ON”

Please note the cottage is on a water meter so please use water sensibly

Boiler – this is a Combi boiler and is located in the airing cupboard in the kitchen. The main On/off switch is located on the front right of the unit. The boiler will be already on



If you require the central heating “ON” then the Hive system controller/thermostat is located outside the kitchen door by the phone. The system will be on “Scheduled” when you arrive and the thermostat set to 19.5c. The full schedule is attached to the side of the boiler in the airing cupboard and there are further “Hive” instructions in the rear of this booklet.

To change the temperature, press the dial and rotate to increase /decrease the temperature. If you wish to **advance the heating press the “Boost” button** on the top right to select the required time (in minutes/hours) and then select the temperature by rotating the dial. Press the “green tick” on the left to confirm.



Visit <http://renttrearddur.co.uk/> for more info

All radiators except the hall and the bathroom are fitted with radiator stats. All are set to three – adjust as required.

Cooker – 4 ring gas hob, gas grill and gas oven all with self ignition. **For safety please close the glass cooker lid when not cooking**

Microwave – Sharp 850w is behind the kitchen door.

Fridge/freezer – This is always left on. Please ensure they are left empty and clean after your stay. It is a frost free unit. **DO NOT turn the kitchen fridge “OFF”.**

Garage Fridge - If required for additional food and drinks. Will need turning “ON”. Please ensure that it is **turned “OFF”** and cleaned before you leave and door left ajar.

Breakfast Bar seats three – please ensure the stools are stored under the work surface

Dishwasher – Hotpoint – best cycle is “Daily A60” and it takes Finish tablets which are under the sink

Washing machine – Hotpoint Aquarius - located in the airing cupboard. There is a sheet giving wash cycle details in the airing cupboard.

Tumble dryer - located in the garage – please use sparingly.

Showers– main isolator switch is in each room above the toilet.

Kitchen Utensils – There is a good selection of plates; pots and pans; utensils available.

Corkscrew; bottle opener is in the hall sideboard – lefthand drawer.

Cleaning equipment; kitchen towels, dusters, sprays etc are in the airing cupboard. Tea Towels; dish clothes are in the drawer units to the right of the fridge. The Hoover is kept in wardrobe in the back bedroom.

First Aid Kit – In the kitchen - Small one in the lefthand cupboard by the door and additional items in a plastic box kept in the dresser cupboard in the hall.

Smoke Alarm - There is a smoke alarm in the hall by the loft hatch and a carbon monoxide detector in the kitchen by the door

Patio Door – Key in airing cupboard on hook (Purple tag). To open - push handle down firmly, turn key and slide. To lock - close door, push handle down firmly and turn key.

Lounge Fire – There is enough kindling, logs and coal for a welcome fire.

Looms in Valley (01407 740655; Postcode LL65 3EP) are cheapest for wood and coal. They are found on the roundabout travelling from Four Mile Bridge to Valley – turn right. Alternatively B&M and Morrisons in Holyhead or Stermat in Valley.

Visit <http://renttrearddur.co.uk/> for more info

Rear deck/patio – There is a large sun deck, accessed via the kitchen. Please be careful when using the decking since it can be slippery when wet. Children should be supervised at all times.

PLEASE NO SMOKING or BBQ ON THE DECKING

Barbeque – Weber Kettle BBQ in the garage. Please supply your own charcoal.

Patio furniture – Kept in the rear shed and there a couple of sun loungers, a small round patio table and 4 folding chairs. Combination is the same as the key safe. Please ensure it is all returned back into the shed each night and the shed locked.

Electricity

The **fuseboard** for the house is at the rear of the garage to the left of the window. The electricity meter is also located here.

In the event of a power cut there are large church candles in the bottom draw of the dresser in the hall along with matches. There are also two torches - one in the hall and one in the garage.

Light bulbs - There are spare bulbs in the airing cupboard on the top shelf. Spare 13A fuses are in the garage in the red trays above the work bench.

Gas

The **gas meter** for the house is in a cabinet to the left of the garage door on the outside.

Bin Collection

Our bins are emptied once **every four weeks** so please ensure you recycle correctly

Green bin – Glass

Black bin – General waste etc

Orange bin – Plastic, Tins, Paper and Cardboard



The bins are collected from the drive and returned by Veolia so there is **no need** to move them to the top of the drive

Supermarkets

There are two village stores Trearddur Stores and Spar/Post Office down in the village where you can get papers, milk and basic groceries. It is 0.9 mile down the hill – about a 15 minute walk. Main supermarkets are

Tescos

T: 0345 6779356

Morrisons

T: 01407 764513

Both these are situated on the Holyhead retail park, the other side of the A55 at junction 2. Also located here is Aldi, Argos, Wilkinsons, Farmfoods, B&M, Home & Bargains and other retail outlets including an Iceland around the corner.

Tescos & Morrisons are also the closest places for fuel.

Visit <http://renttrearddur.co.uk/> for more info

Holyhead Town Centre has various shops including Kwik Save, Boots, green grocers and butchers along with Asda, Lidl and Booze Busters. There is also a very good butcher at Valley.

There is also a larger Asda and an Aldi at Llangefni in the middle of the Island about 16 miles away or 20 minutes drive. **Online shopping** is currently available via Tesco's, Morrisons or Asda

Hotels, Pubs & Restaurants

These are just a selection of what is close to Trearddur Bay. All offer free Wi-Fi

There are other good pubs/restaurants further a field in Rhosneigr (14 miles), Church Bay (12 miles), Amlwch (21 miles) and on the eastern side of Anglesey at Menai Bridge (23 miles), Red Wharf Bay (24 miles) and Beaumaris (27 miles).

A search on Google will reveal some gems. It is advisable to book well in advance especially in peak season (Easter, Whit, August and New Year)

Trearddur Bay Hotel and Bar – 0.6mile

Lon Isallt – Northern side of Trearddur Bay close to the Lifeboat station

T: 01407 860301

Oceans Edge – 0.6mile

Lon Isallt – Northern side of Trearddur Bay next to the Lifeboat station

T: 01407 861785

The Sea Shanty – 0.8mile

Lon St Ffraid – High Street in Trearddur

T: 01407 728 200

Seacroft Hotel and Bar – 1.2 mile

Ravenspoint Road – Southern side of Trearddur Bay

T: 01407 860348

They do good Pizza's plus other things

Anchorage Hotel and Bar – 2.0 miles

Lon Saint Ffraid, Four Mile Bridge (south of Trearddur)

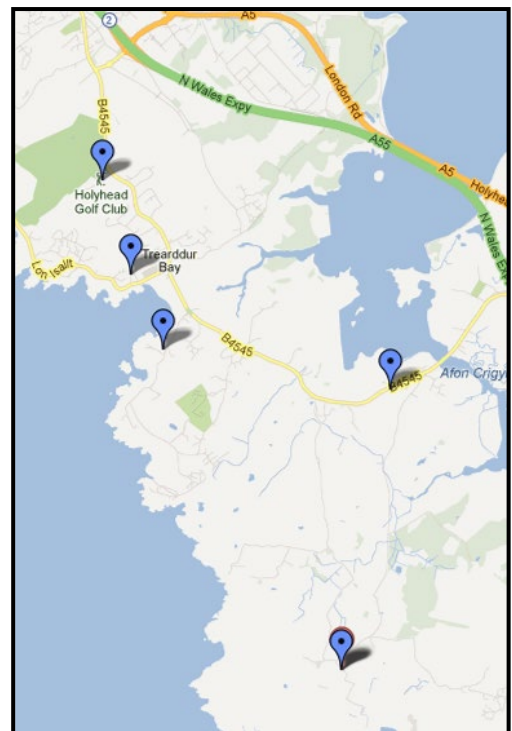
T: 01407 740168

The White Eagle Pub/Restaurant – 3.8 miles

Rhoscolyn (south of Trearddur)

T: 01407 860267

Great menu and good beers



Visit <http://renttrearddur.co.uk/> for more info

Catch 22 Brasserie – 3.2.miles

London Rd, Valley

T: 01407 238220

The Black Lion – 9.1 miles

Llanfaethlu (North of Valley on the A5025)

T: 01407-730718

A good competitor for the White Eagle

The Oyster Catcher - 12.9 miles

Rhosneigr (on the A4080 south of the village)

T: 01407 812829

Sister restaurant to the White Eagle

Takeaways

The Taste of India

3 London Road, Holyhead (By the Port)

T: 01407 764622

Hong Fu Takeaway

9 London Road, Holyhead (By the Port)

T: 01407 728342

www.hkpcl.com/hongfu

Green Island Chinese Takeaway

6 Newry St, Holyhead

T: 01407 764405

The Imperial Palace Chinese

Lon St. Ffraid, Trearddur Bay

01407-861 799

Nuha Tandoori

69-71 Market Street, Holyhead

T: 01407 764622

Agra Indian

Station Road, Valley (Behind Spar)

T: 01407 741773

The Angel Chinese and Fish & Chips

Kingsland Road (opposite MacDonalds)

T: 01407 238541

Enochs Fish & Chips

London Rd, Valley (Near Stermat)

T: 01407 741069

There is a McDonalds in Holyhead at the end of the A55 (next to Asda) and a KFC on the Retail Park near Tesco's.

Visit <http://renttrearddur.co.uk/> for more info

Other useful information

Taxis	AAA	01407 761000	<i>When ordering give address as just off Holyhead Golf Club main car park and then look out for them coming up the road.</i>
		01407 741741	
	Alpha	01407 765000	

There is flat rate charge for local places

Hospital	Penrhos Stanley (No A&E)	0300 085 0022 – LL65 2QA
	Bangor (A&E)	01248 384384 – LL57 2PW
Doctor	Victoria Surgery Holyhead	01407 762713
Vets	Anglesey Pet Clinic Holyhead	01407 764999
	Bodrwensiwn Veterinary Group	01407 769183
Council	Anglesey County Council	01248 750057
Electricity	Shell Energy	0330 094 5800 www.shellenergy.co.uk
Gas	Shell Energy	0330 094 5800 www.shellenergy.co.uk

Local Attractions

There is an Anglesey OS map on the book shelf in the lounge along with an Anglesey walks book and a walkers map.

Walks	Holyhead Mountain, Country Park and over to North Stack
	Holyhead Breakwater
	Penrhyn Mawr (also known as the Rifle Range) – good for dogs to have a run!
	South Stack – the lighthouse and great views of the Sea Cliffs
	Nature reserve at Penrhos Point (near Tesco's down the A5)
	Rhoscolyn headland – also a walk from Trearddur to the White Eagle
	Church Bay – great views of Holyhead
	Carmel Head – great views of the North coast and Wylfa Power Station
	Cymyran (close to RAF Valley) and through to Rhosneigr on the beach
	Newborough Forest and Llanddwyn Island – great views of Snowdonia
	Llyn Alaw – in the middle of the Island
	Snowdonia and the Snowdon Mountain Railway

Visit <http://renttrearddur.co.uk/> for more info

There are other walks around the north and eastern side of the island near Amlwch, Benllech, Red Wharf Bay and Beaumaris

Beaches Main Bay Trearddur – also good for body boarding when it is windy!
Dogs are only allowed on certain parts of the beach (look at notice boards at either end)
Porth Diana – protected from the winds and quiet, out of season.
Porth Dafarch
Rhoscolyn including Silver Bay
Church Bay

There is some beach equipment in the garage on the shelves (righthand side) including buckets and spades, body boards and balls (football and rugby). There is a foot pump under the work bench and an inflation needle in the red trays above the bench.

Warning when you park for walks or the beaches – The traffic wardens are very keen and will book you if you park on any yellow lines.

Bike Rides Various ones all over the Island.

Golf

Holyhead Golf Club – 18 hole course – very testing – you will need quite a few balls!
Green fees vary depending on whether it is weekdays, weekends or peak season

T: 01407 763279

You can book a tee time on-line at www.holyheadgolfclub.co.uk

Trearddur Bay Pitch 'n putt - a 9 hole course, good fun and great value for money.

T: 01407 860332

Green fees are £ 4.00 for juniors and £8.00 for adults per round. You can hire clubs too. It is located just by the Beach Hotel and the Village Hall.

Anglesey Golf Club, Rhosneigr – 18 hole course just by RAF Valley and the village.

T: 01407 811127

Bull Bay Golf Club – 18 hole course (on the north side of the Island)

T: 01407 830960

Other Activities

These are two good websites that give details of attractions across the Island

<http://www.goanglesey.com> or
<http://www.anglesey.info>

Visit <http://renttrearddur.co.uk/> for more info

Various restaurants and pubs have information racks with upto date attractions and maps.

Horse riding - Porth-y-Post (just around the corner from the hotel)

T: 01407 861 358

Anglesey Sea Zoo - Brynsienicyn, LL61 6TQ

T: 01248 430 411

Empire Cinema, Stanley Street, Holyhead

T: 01407 762414

Bird Watching – various sites across the Island including:


South & North Stack; Llyn Alaw reservoir. There are good websites with links and information including <https://www.anglesey.info/bird-watching/>

Fishing – various shops around and there is plenty of areas to fish from. Also there are various charter companies around the bay who will do fishing trips.

The Spar shop in the village sells rods and tackle.

Visit <http://renttrearddur.co.uk/> for more info

Cottage views – inside & out



Visit <http://renttrearddur.co.uk/> for more info

Rental Charges (all subject to change)

Deposit £ 225 deposit to cover accidental damages, missing items or cleaning costs (see below) after the rental period. This is refundable in full, if there are no issues, after the house has been checked and all items/bills have been consolidated and the inventory checked. Monies will be returned within 28 days of the rental period ending less any fees charged by PayPal or other banks, via PayPal or your nominated bank account. Deposits charged by third parties (eg AirBnb) may be higher

An advance payment of 50% is required if the holiday is booked more than 60 days in advance. If the holiday is booked less than 60 days in advance, payment is required in full.

Rates These vary from **Low season** @ £ 95.00 per night upto £ 150.00 per night for **High season** – July through to mid September. There are various rates for School half terms, Easter, Whit, Christmas & New Year. Please contact us for further details and actual pricing.

Please note rates are for guide purposes only and vary from time to time - please check before booking. E&OE

There is a minimum rental period of 2 nights during throughout the year. Weekend rates apply to Friday, Saturday and Sunday nights. All bookings are subject to our "Booking Conditions" which can be found on our website.

Additional charges

Pets **Dogs only are** allowed but please enquire first. There is a surcharge of £ 40 per week per dog. Maximum of two dogs. If dogs do accompany you during your stay and we are not informed beforehand then a deduction of £ 40 per dog will be made from the deposit.

Cleaning £ 120.00 to cover cleaning, laundry and preparation for next guests

Access & departure times

Under normal circumstances the cottage will be ready for you after 15:00hrs on your first day and we ask you to vacate the cottage by 10:00hrs on the final day of your rental period. Actual check in time will be confirmed in your welcome "Access email" sent the day before your arrival.

It is self check-in and access to keys for the cottage is via a Key safe. The code will be emailed to you the day before your check-in date.

Visit <http://renttrearddur.co.uk/> for more info

Contact numbers – in an emergency

Andrew Mills **07831 408752**
0151-336 6523 (H)
0151-245 1084 (W)
aegm1@aol.com

Sue Mills **07721 373321**
0151-336 6523 (H)

SP Energy Networks **0800 0015400**



Gas Leaks **Emergency Helpline**
0800 111999

Water, Sewage **Welsh Water Helpline**
0800 052 0130

Visit <http://renttrearddur.co.uk/> for more info

Central Heating Timing

Monday – Sunday

06:30 - 08:30hrs

17:00-22:00hrs

Temperature 19.5c

Press “Boost” on the controller and select required time and temperature to turn heating ON out of these hours

PLEASE DO NOT USE MANUAL PROGRAMME

**SEE APPENDIX FOR DETAILED
USER INFORMATION ON
THE HIVE SYSTEM**

Visit <http://renttrearddur.co.uk/> for more info

Check list on arriving

Water	Will already be "ON" – the stopcock is under the Kitchen sink.
Boiler	Depending on time of year, the boiler will be on and the heating, if required, on scheduled and set at 19.5c. Please refer to page 4 to change the temperature and the Hive instructions at the rear of the welcome pack.
Lights	All light switches are obvious but the two outside front lights are labelled. The front security light switch is in the hall (labelled and blue marking) and the front door light switch is behind the curtain to the right of the front door. The backdoor light is on the right by the back door.
Appliances	Please turn on as required. Dishwasher, TV and Broadband switches are all labelled.

Check list on departure

Boiler	Please leave "ON"
Water	Please leave the water "ON"
Heating	Please turn the Hive system to "OFF"
Fridge/Freezer & Appliances	Please clean and leave " ON " in the Kitchen Turn fridge in the Garage "OFF" after cleaning and leave ajar Please switch off at the wall all those appliances that you have used
Beds	Ensure all bed linen (top sheets, pillow cases and duvet covers only), from those beds used, is removed and left in the hall. Please leave the yellow undersheets on the mattresses and the underslips on the pillows
Windows	Please ensure all are closed properly
Patio Door	Locked and key returned to the airing cupboard
Rear Shed	All relevant items away and the shed locked
Back Door	Locked and the key placed on the hook to the left by the window ledge.
Garage Door	Locked with the key on your set
Main door key	Main set (orange tag) left on the hall table with your completed rental record and the single key (pink tag, yellow cord) is returned to the Key safe after locking up

Any problems during your stay please let us know immediately

SAMPLE RENTAL RECORD

Please complete this form in full at the end of your stay and leave it on the hall table on departure.

Please note the property is on a water meter so please use water sensibly

Please ensure you **vacate the property by 11:00hrs** on the day of departure and that the **heating is turned OFF**.

Name Harry Smith	
Dates of stay Friday 7 th April 2023 Wednesday 12 th April 2023	Number of nights 5
Pets (Dogs) 0	Total No of guests 4
Any problems during stay	
<p>Please advise which beds you & your guests have slept in and ensure that <u>only</u> those beds you have used are stripped before you leave.</p> <p>Please do not remove the yellow mattress covers nor the pillow underslips</p>	
Front room double <input type="radio"/>	Front room single (by window) <input type="radio"/>
Middle room double <input type="radio"/>	Front room single (by wall) <input type="radio"/>
Back room double <input type="radio"/>	
<p>Please ensure the house is left in an acceptable state and all the bins are emptied.</p> <p><i>Please note, as per the booking conditions, there is charge of £ 95.00 if the house is left in an unacceptable state and needs cleaning. This will be deducted from your deposit payment which will be returned within 28 days of the rental ending, via PayPal (less any fees) or direct to your bank account</i></p>	
Any other comments	

If you would like to sign the visitors book, then please do so and we hope you have enjoyed your stay.

Meter Readings

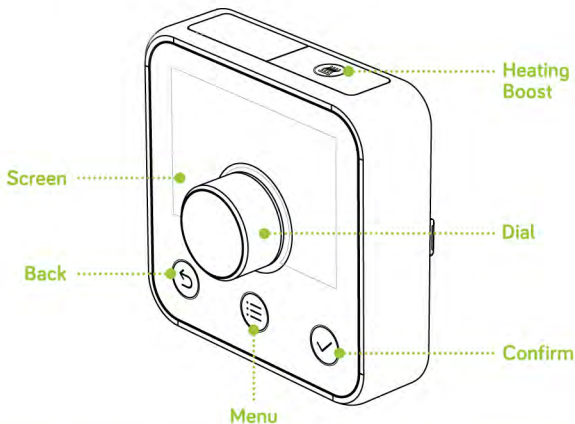
GAS End

ELECTRICITY

End

A warm welcome to Hive



It's time to enjoy clever heating control with your Hive thermostat.



Hot tip: If you've bought Hive Active Heating™, for help controlling your heating remotely visit hivehome.com

Hive Thermostat

How to turn the heating “ON”

1. Push the dial to wake up the thermostat
2. Once the screen turns on press the Menu button 
3. Turn the dial to choose “**Heat**”, then push the dial
4. Turn the dial to choose “**Schedule**”, then push the dial
5. Turn the dial to choose “**Resume**”, then push the dial
6. Press the confirm button 




Central Heating Schedule

06:30 - 08:30hrs



Monday - Sunday 17:00 - 22:00hrs

The schedule temperature is set to **19.5c**

How to boost the heating


1. Press the Heating boost button  on top right of the thermostat
2. This will boost the heating for 30 minutes
3. Press the button again to increase the duration of the boost
4. Turn the dial to change the boost temperature (by default it is set to 20c)
5. Please set the temperature somewhere **between 19.5c and 22.5c**
6. Press the confirm button 
7. When the boost finishes, the heating will go back to the previous mode
8. To cancel boost early, press the Back button 

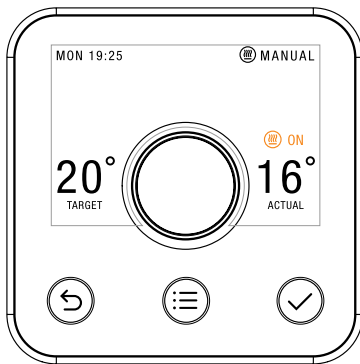
How to turn the heating “OFF”

1. Push the dial to wake up the thermostat
2. Once the screen turns on press the Menu button 
3. Turn the dial to choose “**Heat**”, then push the dial
4. Turn the dial to choose “**Off**”, then push the dial
5. Press the confirm button 

Getting started

How to change the temperature:


- ① Turn the dial clockwise to increase the target temperature
- ② Your heating will come on if the target temperature is above the actual temperature (you'll see  when the heating is on)
- ③ Turn the dial anti-clockwise to lower the target temperature



Heating

How to change mode:

Your thermostat has 3 different heating modes: **Schedule**, **Manual** and **Off**

- ① Push the dial to wake up the thermostat
- ② Once the screen turns on press the **Menu**  button and select **Heat**
- ③ Here you'll see the different modes: **Schedule**, **Manual** and **Off**
- ④ Select one by turning and pushing the dial

Schedule turns your heating on and off when you want it to and can be more energy efficient

Manual makes sure your home maintains a constant temperature


Off leaves your heating in Frost Protection - so your heating will only come on if your home drops below 7°C. You'll see ❄ on the screen to remind you that Frost Protection is enabled

Heating

Setting up a Heating schedule:

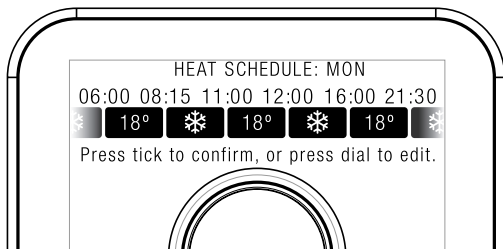
Your thermostat will walk you through setting up your heating schedule step by step.

To do this:

- ① Wake up your thermostat by pushing the dial and then press the **Menu**  button
- ② Turn the dial to select **Heat** and push the dial to confirm
- ③ Select **Schedule** and push the dial to confirm
- ④ Scroll to **Start Over** and push the dial to confirm
- ⑤ Follow the on screen instructions to create your new schedule

How to view your Heating schedule:

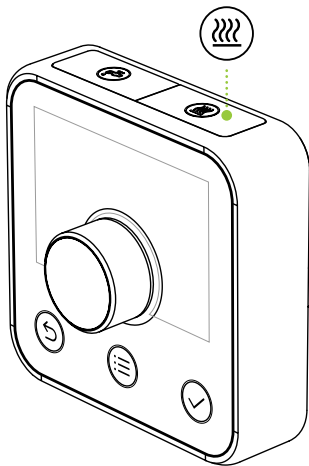
- ① Push the dial to wake up the thermostat
- ② Once the screen turns on press the **Menu** ☰ button
- ③ Turn the dial to select **Heat**, then push the dial
- ④ Choose **Schedule** then select **View/Edit Current**
- ⑤ Turn the dial left or right to browse through the days and to select a day
- ⑥ You'll now see the schedule for the day you selected











Hot tip: To edit the schedule for that day just push the dial.

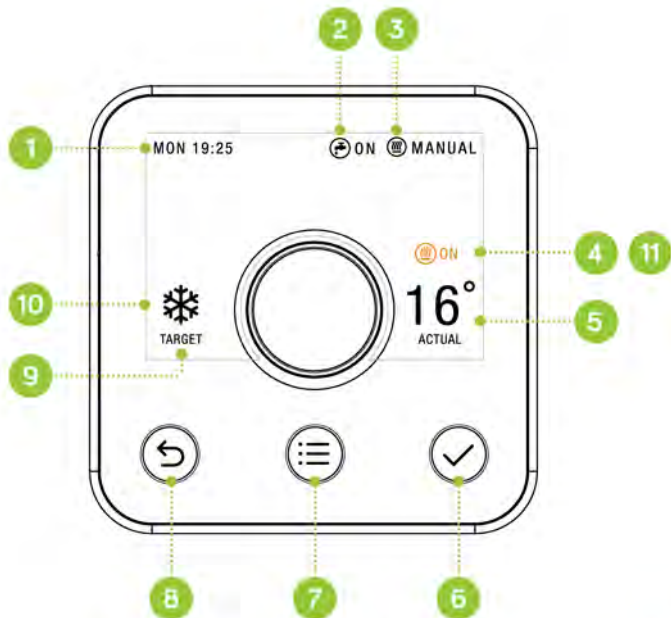
How to boost your Heating for a short time:

- 1 Press the **Heating Boost** (🔥) button on top of the thermostat to turn the heating on for one hour
- 2 Press the **Heating Boost** (🔥) button again to increase the length of your boost
- 3 Turn the dial to change the boost temperature (it's set to 22°C by default)
- 4 When the boost finishes, your heating will go back to previous mode
- 5 To cancel boost early, press the **Back** (↶) button



Icons you might see on your thermostat

- | | | |
|-----|---------------------------|--|
| 1. | Current day and time | MON 19:25 |
| 2. | Hot Water mode |  |
| 3. | Heating mode |  |
| 4. | Heating on |  ON |
| 5. | Actual temperature | ACTUAL |
| 6. | Confirm button |  |
| 7. | Menu button |  |
| 8. | Back button |  |
| 9. | Target temperature | TARGET |
| 10. | Frost Protection |  |
| 11. | Boost time remaining |  3:17:12 |



[illegible]

http://www.walesdirectory.co.uk/Walks/Newborough_Beach_Llanddwyn_Island.htm



From Menai Bridge town enjoy a short walk along the Belgian Promenade, built by Belgian refugees in 1916, to Church Island between Menai and Britannia Bridges.

PENMON POINT & PUFFIN ISLAND

RED WHARF BAY

Once the tide has ebbed, Red Wharf Bay is host to an immense beach.

Enjoy a sherbet or two in the Ship Inn right on the waterfront.

Good fodder too!



AMLWCH HARBOUR

A pretty little harbour which was once the second largest town in Wales, with a population of 10,000 due to the export of copper from the nearby Parys Mountain.

History Trivia! **Parys Mountain was the World's largest sources of ore in the 1780s.**



BEAUMARIS CASTLE

Built by Edward I in the 13th Century, World Heritage Site.

<http://cadw.gov.wales/daysout/beaumaris-castle/?lang=en>

Eat at **Ye Old Bulls Head Inn on the main street**, it's highly recommended:

<http://www.bullsheadinns.co.uk/>



PLAS NEWYDD

Plas Newydd is a wonderful National Trust house overlooking the Menai Straits.

It is the ancestral home of the Pagets; home of the famous Marquis of Anglesey, who had his leg shot off at Waterloo and exclaimed to the Duke of Wellington, **"By God Sir, I've lost my leg"**. To which the Duke replied, **"By God Sir, so you have"**.

The house also contains Rex Whistler's **largest painting**, a mere 58ft long.

<http://www.nationaltrust.org.uk/plas-newydd-country-house-and-garden>



HOLYHEAD BREAKWATER

A Victorian structure 1.7 miles long. If you really have nothing better to do, take a stroll with a fishing rod – the wife can hold the worms and keep net! Please turn round at the end to avoid RNLI Rescue!



THE GAZELLE HOTEL

Glyn Garth, Menai Bridge. <http://www.thegazellehotel.com/>

Enjoy a leisurely beer or a bottle or two of Malbec, right on the shores of the Menai Straits, opposite the magnificent Bangor Pier with super views of Snowdoni. Jolly good spot!



SOUTH STACK LIGHTHOUSE

The South Stack Lighthouse has warned passing ships of the treacherous rocks below since its completion in 1809.

If you are feeling hungover, a run down the steps will probably finish you off. Dive off the end and swim 73 miles, then a leisurely breast stroke up the Liffey and enjoy a refreshing pint of the **"Black Stuff"** in Dublin. Cheers!



COASTAL WALK RHOSCOLYN TO TREARDDUR BAY

Enjoy a really good lunch at the White Eagle <http://www.white-eagle.co.uk/> just round the corner from THE WEDDING CHURCH of St Gwenfaen's.

Make your way past the PLAS (Wedding Venue) up to the Coastguard Lookout and follow the path to the exotic, and exclusive, Trearddur Bay, the most sought after holiday destination in the Universe.



After experiencing the bracing salt-laden air, finally end up at the Seacroft Hotel <http://www.theseacroft.com/> for a well-deserved pint or two – you really deserve it!

Continue your walk to the headland and take in the view from the flagstaff. Imagine the Bay full of “Yachties” sailing in the summer (or trying to!).

The one in the front of this flying machine is Charles B. Notice the set of the spinnaker – perfect! Well done Charles, splendid effort!



RHOSNEIGR

Internationally famous for two things:

Windsurfing and...

more importantly Chaplin's Ice Cream & Coffee Bar, Superb Ice Creams made to a secret recipe formulated by the ancient Druids and passed down through generations. The recipe is now updated by the great Johnny Chaplin, into an art form. (Free ices for the writer, please).

Have a wander around the village, there are lots of little shops to peruse. Then maybe a spot of lunch at the Oyster Catcher <http://www.oystercatcher.com>



ABERFFRAW BEACH

Aberffraw beach, where Anglesey's Sahara meets the sea, in a generous expanse of sand and sea. Great for surfing, fishing off the rocks and beach fun!

The island of Cribinau is host to the 7th Century church of Saint Cwyfan, perched on top to the South-West. The church still holds services in the summer, and occasionally weddings, with access by boat.

Impress your future mother-in-law by sculling her over to the wedding service!



PENRHOS NATURE RESERVE

Situated near Holyhead, just off the A5 east of the retail park. A nice woodland walk overlooking the harbour and Beddmanarch Bay. It is quite sheltered if it's blowing a gale (which is most days).

Enjoy the local cuisine with your loved ones! Eat your hearts out at Jamie Oliver's latest mobile venture...





HOLYHEAD MOUNTAIN

If you are really **mentally deficient**, take a hike up this mountain (really, it's a large hill), you **won't be disappointed upon reaching the summit**. You'll be rewarding with the fantastic 360 degree view!

Personally, I use this chap to get me to the top.

Use the RAF Air Sea Rescue app.



CAERNARFON CASTLE

Well worth the trek to the mainland, without a doubt one of the best preserved castles in the land, with fantastic views of the Menai Straits from the medieval battlements.

The view from the lavatory in the Royal Caernarfon Yacht Club is unsurpassed in the writers' opinion!

King Edward I spent a vast amount of money on building Caernarfon Castle. Records at his time show an expenditure of £22,000 (the current cost of a dog kennel in Clapham). This was a huge sum, considering that the daily wage for a skilled craftsman back then would have been about 3 pence per day (and we're talking old pound!). To put it another way, £22k was more than the Treasury would have taken a year in tax!

Hundreds of tradesmen and equipment would have come vast distances to work on the castle. We know that timber and supplies were shipped in from Liverpool (using sea routes to Caernarfon), Anglesey and elsewhere in North Wales; and that labourers came from as far as London to work on the construction.

But, it wasn't just the ambition of Caernarfon which made it incredible. Caernarfon was built at a dizzying speed. Despite being built by hand, the castle appears to have been substantially completed in just five years to 1287.

SUMMARY of RECOMMENDATIONS

Best Walks

<https://sites.google.com/site/friends-of-anglesey-coastal-path/home>

- Rhoscolyn to Trearddur Bay
- Newborough Warren to Llanddwyn Island
- South Stack & Holyhead Mountain

Best Pubs & Restaurants

- The White Eagle, Rhoscolyn:
<http://www.white-eagle.co.uk/>
- Dylans, Menai Bridge:
<https://www.dylansrestaurant.co.uk>
- The Seacroft, Trearddur Bay:
<http://www.theseacroft.com>
- Black Seal, Trearddur Bay:
<http://www.theblackseal.co.uk/>
- The Sea Shanty, Trearddur Bay
<https://seashantycfe.co.uk/>
- The Oystercatcher, Rhosneigr:
<http://www.oystercatcheranglesey.co.uk>
- The Black Lion Inn, Llanfaethlu:
<http://blacklionanglesey.com>

Activities

- Cartio Mon, outdoor Go Karting
<http://www.cartiomonkarting.co.uk>
- Holyhead Golf Club
<http://www.holyheadgolfclub.co.uk>
- Bull Bay Golf Club
<http://www.bullbaygc.co.uk>
- Surfboard Hire, Rhosneigr
<http://magicseaweed.com/FunSport-Listing/1681/>
- T.Bay Marine Services, Trearddur Bay Boat Hire
<http://angleseamarine.yolasite.com>

Shopping

- Anderson Gallery, Four Mile Bridge
<http://anderson-gallery.co.uk>
- The Yacht Shop, Holyhead Marina
<http://www.yachtshop.co.uk>